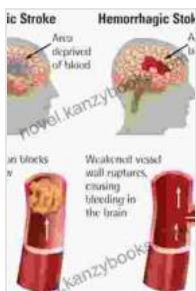


# Medical Imaging Surgical and Interventional Approaches: Transforming Patient Care

## Unveiling the Cutting-Edge of Surgical Precision

In the rapidly evolving landscape of healthcare, medical imaging has emerged as an indispensable tool, transforming the way surgeons and interventionalists approach complex procedures. Medical Imaging Surgical and Interventional Approaches is a groundbreaking text that unveils the latest advancements in imaging technologies and their profound impact on patient care.

This comprehensive guide delves into the intricacies of image-guided surgery and minimally invasive techniques, empowering healthcare professionals to deliver unparalleled precision and efficiency. With a focus on practical applications, the book provides invaluable insights into the seamless integration of imaging data into surgical workflows, enabling surgeons to navigate anatomical structures with unprecedented accuracy.



## Hemorrhagic and Ischemic Stroke: Medical, Imaging, Surgical and Interventional Approaches by Uttom Chowdhury

★★★★★ 5 out of 5

Language : English  
File size : 48807 KB  
Text-to-Speech : Enabled  
Screen Reader : Supported  
Enhanced typesetting : Enabled  
Print length : 584 pages



## **Revolutionizing Surgical Planning and Execution**

Medical Imaging Surgical and Interventional Approaches goes beyond mere theoretical concepts, offering a practical roadmap for surgeons seeking to harness the full potential of imaging technologies. It provides a comprehensive overview of advanced imaging modalities, including:

- Computed tomography (CT)
- Magnetic resonance imaging (MRI)
- Ultrasound
- Positron emission tomography (PET)
- Single-photon emission computed tomography (SPECT)

Through detailed case studies and real-world examples, the book demonstrates how these technologies can be leveraged to:

- Precisely define anatomical structures
- Identify and target lesions
- Plan complex surgical approaches
- Monitor treatment response

## **Enriching Interventional Procedures with Precision**

The scope of Medical Imaging Surgical and Interventional Approaches extends beyond surgical applications, embracing the transformative role of imaging in interventional procedures. It provides a comprehensive examination of minimally invasive techniques, such as:

- Image-guided biopsies
- Ablation therapies
- Embolizations
- Stenting

With a focus on patient safety and efficacy, the book offers invaluable guidance on optimizing imaging techniques for precise interventions, minimizing risks, and maximizing therapeutic outcomes.

### **Empowering Healthcare Professionals with Knowledge and Expertise**

Medical Imaging Surgical and Interventional Approaches is meticulously crafted to empower healthcare professionals from a range of disciplines, including:

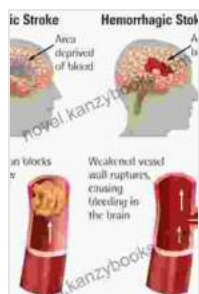
- Surgeons
- Interventionalists
- Radiologists
- Medical physicists
- Students

Whether you are seeking to enhance your surgical skills, refine your interventional techniques, or gain a deeper understanding of the latest imaging technologies, this book serves as an indispensable resource.

**Free Download Your Copy Today and Unlock Precision**

Medical Imaging Surgical and Interventional Approaches is an essential addition to the libraries of healthcare professionals dedicated to delivering exceptional patient care. Free Download your copy today and embark on a journey to revolutionize your practice with the power of precision medicine.

Copyright © [Your Company Name] 2023



## Hemorrhagic and Ischemic Stroke: Medical, Imaging, Surgical and Interventional Approaches by Uttom Chowdhury


★★★★★ 5 out of 5

Language : English  
File size : 48807 KB  
Text-to-Speech : Enabled  
Screen Reader : Supported  
Enhanced typesetting : Enabled  
Print length : 584 pages



## The Adobe Photoshop Lightroom Classic Voices That Matter

A Comprehensive Guide to Mastering Adobe Photoshop Lightroom Classic In the realm of digital photography, Adobe Photoshop Lightroom Classic...



## **Bolting From Cystic Fibrosis: A Journey of Triumph Over Adversity**

When I was born, I was diagnosed with cystic fibrosis, a life-threatening genetic disorder that affects the lungs and digestive system. I...